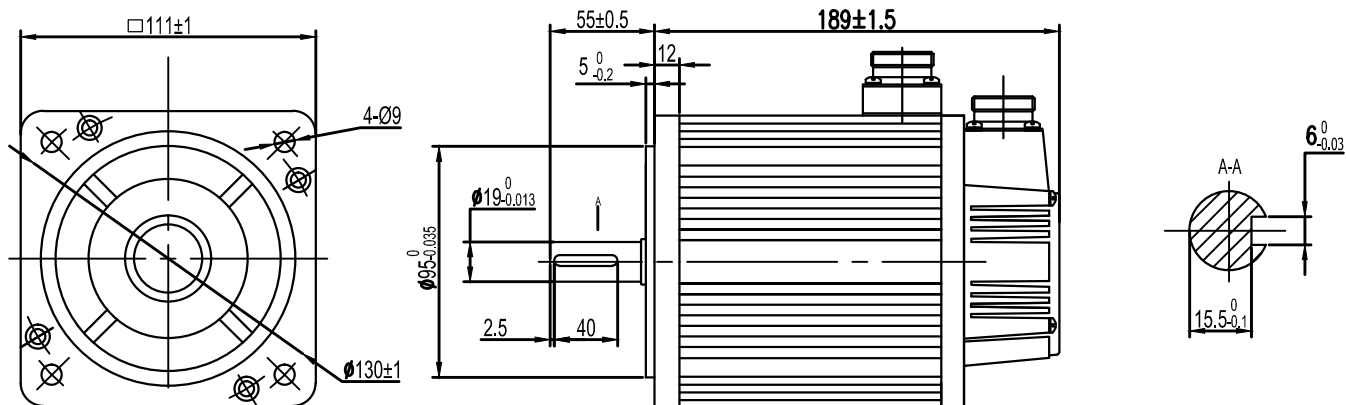


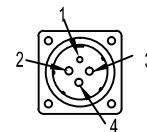
Rated voltage	200-220	V AC
Rated power	1200	W
Rated torque	4	N.m
Peak torque	12	N.m
Rated speed	3000	RPM
Max speed	4500	RPM
Rated current	5	A _{rms}
peak current	15	A _{rms}
Torque Const	0.8	N.m/A _{rms}
Back EMF Const	54	V/KRPM
Resistance	1.09	Ω
Inductance	3.3	mH
Inertia	5.4	kg m ² ·10 ⁻⁴
poles	8	
encoder type	2500 incremental	



Motor side connector

connector	winding connector	encoder connector	braker connector
male	YD28J4Z	YD28J15Z	

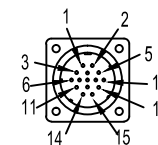
winding connection				
position	1	2	3	4
signal	PE	U	V	W



Driver side connector

connector	winding connector	encoder connector	braker connector
female	YDA28K4TS-01	YDA28K15TS-01	

encoder connection														
position	1	2	3	4	5	6	7	8	9	10	11	12	13	14
signal	PE	5V	0V	A+	B+	Z+	A-	B-	Z-	U+	V+	W+	U-	V-



Leadshine technology Co .Ltd

110mm ,1200W servo motor
2500 line incremental encoder

ELM1200BM-110F-H