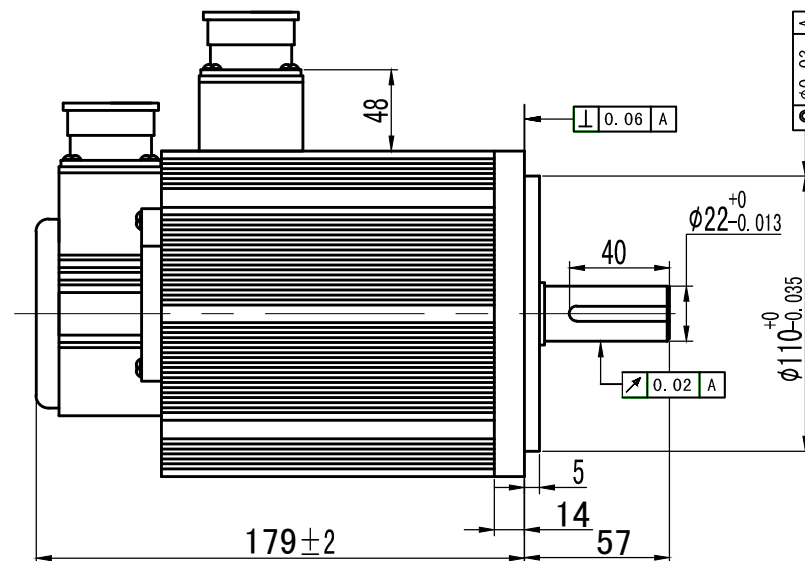
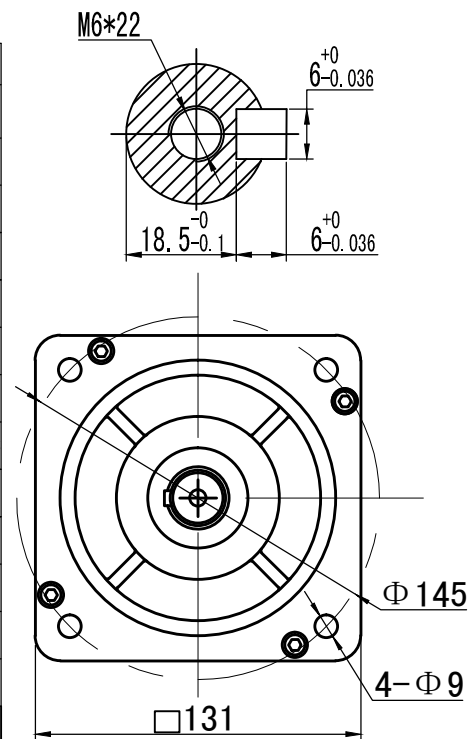
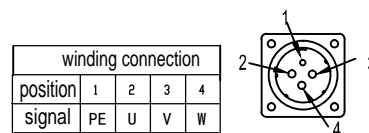


Rated voltage	200-220	V AC
Rated power	2000	W
Rated torque	7.7	N.m
Peak torque	2.2	N.m
Rated speed	2500	RPM
Max speed	3000	RPM
Rated current	7.5	A _{rms}
peak current	22.5	A _{rms}
Torque Const	1.01	N.m/A _{rms}
Back EMF Const	68	V/KRPM
Resistance	1.01	Ω
Inductance	2.94	mH
Inertia	15.3	kg m ² ·10 ⁻⁴
poles	8	
encoder type	2500 incremental	



Motor side connector

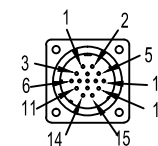
connector	winding connector	encoder connector	braker connector
male	YD28J4Z	YD28J15Z	



Driver side connector

connector	winding connector	encoder connector	braker connector
female	YDA28K4TS-01	YDA28K15TS-01	

encoder connection														
position	1	2	3	4	5	6	7	8	9	10	11	12	13	14
signal	PE	5V	0V	A+	B+	Z+	A-	B-	Z-	U+	V+	W+	U-	V-



Leadshine technology Co .Ltd

130mm ,2000W servo motor
2500 line incremental encoder

ELM2000BM-130F-H